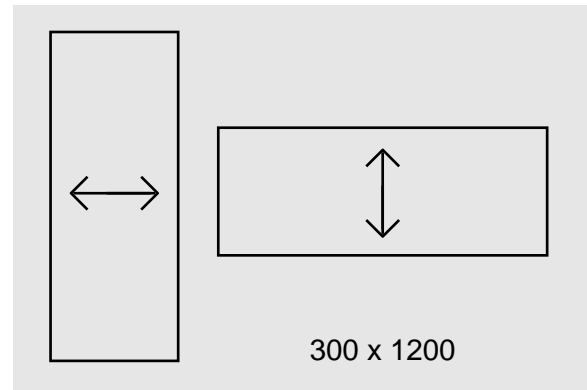
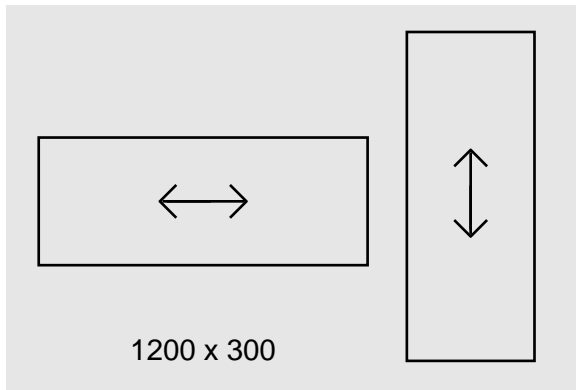


# Indications to fill a cutting sheet

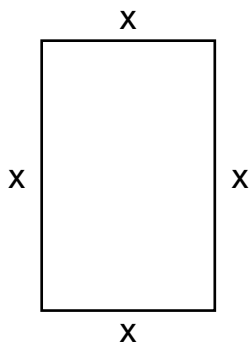
Important - Please state grain direction first, they can be:

↔ Grain direction

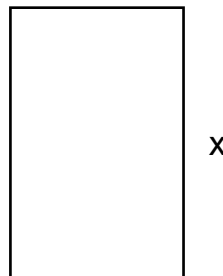
Below are some examples



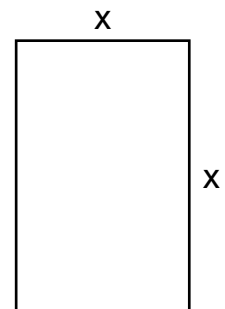
Please indicate edges that require veneering or edging




**LAR**  
Lip all round




**L1LE**  
Lip 1 long edge



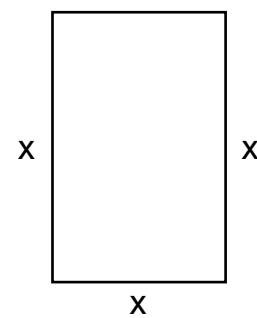
**L1L1SE**  
Lip 1 long 1 short edge



**L1L2SE**  
Lip 1 long 2 short edges



**L1SE**  
Lip 1 short edge



**L2L1SE**  
Lip 2 long 1 short edge